

# Ring Size Measurement Chart

Use our ring size chart and handy measuring tips below to learn how to resize rings accurately for your customers every time.

## Getting Ring Sizes Just Right For Your Customers

Advising customers to take their own ring measurement before they arrive?

Here's how they can accurately measure their ring size before they visit.

**Either**

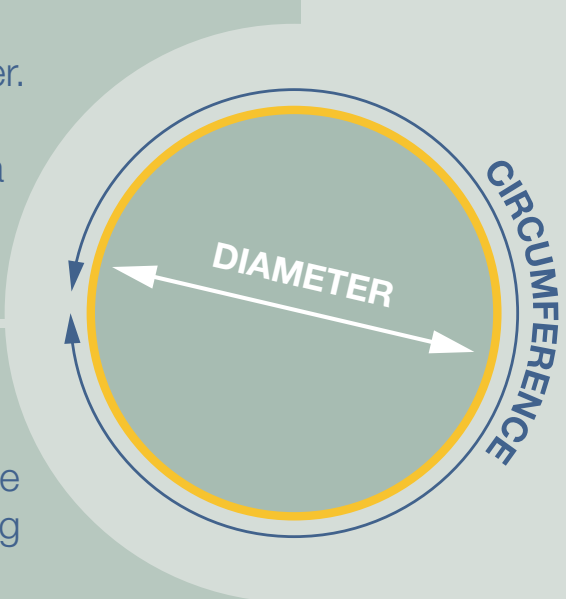


Use a piece of string to take the circumference of the finger. Then mark where the string meets and measure against a ruler. Now use our ring size chart below to find your size.

**Or**



Take an existing ring you wear. Measure the diameter of the ring and cross reference the measurement with our ring size chart below.



## Your Standard UK Ring Size Chart

UK Standard Sizes	Inside Diameter		Inside Circumference	
	MM	Inches	MM	Inches
G	14.48	0.57	45.5	1.79
H	14.88	0.59	46.8	1.84
I	15.29	0.60	48	1.89
J	15.49	0.61	48.70	1.92
K	15.90	0.63	50	1.96
L	16.31	0.64	51.2	2.01
M	16.71	0.66	52.5	2.07
N	17.12	0.67	53.8	2.12
O	17.53	0.69	55.10	2.17
P	17.93	0.70	56.30	2.22
Q	18.34	0.72	57.60	2.27
R	18.75	0.74	58.90	2.31
S	19.15	0.75	60.2	2.37
T	19.56	0.77	61.40	2.42

## Most Common Ring sizes


To make sure your work matches up to the most common ring sizes, use the diagrams below as you work on resizing or creating new rings for your customers.




## Tips for Measuring Customers Ring Size

**Is your customer a little hot from rushing around?**

Give them a few minutes to cool down before you ask them to try some different ring gauges. Equally, you don't want them to be too cold. Keep your store at a reasonable room temperature to get the most accurate ring measurement.



**Remember to take into consideration the thickness of the ring's band.** Thinner bands may need to be sized a little smaller, even if it's for the same person on the same finger. Wider bands tend to pull a little on the skin making it feel tighter, so these may need to be sized larger.



**Certain rings cannot be reworked.** Those with a continuous set of gemstones are difficult to resize because the change in size will upset the entire layout of the gemstones. So, make sure you view the ring before you agree to resize it for the customer.



Pick up professional jewellery tools at Cooksongold and make resizing rings simple.